

### Miami-Dade Airports

Miami International Airport (MIA)  
 Miami-Opa locka Executive Airport (OPF)  
 Miami Executive Airport (TMB)  
 Miami Homestead General Aviation Airport (X51)  
 Dade-Collier Training and Transition Airport (TNT)

### Miami International Airport (MIA)

**3,230** acres of land  
**4** runways: 9-27: 13,016' 12/30: 9,355'  
 8R-26L: 10,506' 8L-26R: 8,600'  
**7.9 million** square foot terminal  
**135** gates | 101 int'l capable gates  
**624** ticket counters

**Leading Economic Engine:**  **Generates \$181 billion** in business revenue  
 **Supports nearly 843,000 jobs** (direct, indirect, induced & related)

### Calendar Year-End 2025



**55,314,661** Passengers  
 30,464,597 domestic (55%)  
 24,850,064 international (45%)



**3,405,322** Freight tons\*  
 516,298 domestic (15%)  
 2,889,025 international (85%)

**\*Record-Breaking Year**



**502,771** total operations (FAA Tower Data)





### \$9 billion investment in capital improvements & maintenance upgrades to:

- Improve the overall **travel experience**, stimulate **economic growth**, and reinforce MIA's position as a **global hub**
- Address **future demand** with **77 million travelers** and **4+ million tons of cargo** expected by 2040

For detailed information, visit:

[www.miami-airport.com/capital\\_improvement.asp](http://www.miami-airport.com/capital_improvement.asp)

### 2024 Rankings (Final ACI Rankings)

	USA	Worldwide
Int'l Freight	1 <sup>st</sup> 	5 <sup>th</sup>
Int'l Passengers	2 <sup>nd</sup> 	34 <sup>th</sup>
Total Cargo (Freight+Mail)	3 <sup>rd</sup> 	6 <sup>th</sup>
Total Freight	3 <sup>rd</sup> 	6 <sup>th</sup>
Total Operations	9 <sup>th</sup>	13 <sup>th</sup>
Total Passengers	10 <sup>th</sup>	27 <sup>th</sup>



**93 Airlines**  
 (January 2026)

33 US	60 International
77 Scheduled	16 Charter
58 Passenger*	40 Cargo**

\*Incl. freighter carriers with separate passenger service

\*\*Incl. passenger carriers with separate freighter service

### Top 5 Airlines (December 2025)



**Passengers**



**Freight**

American	2,827,356	Atlas	57,940
Delta	355,200	LATAM	37,604
Envoy	258,105	Amerijet	27,388
United	191,178	Tampa	26,287
Frontier	146,270	LANCO	18,340

### New Airlines in 2025

**7Air Cargo:** Managua, Santo Domingo, San Juan (August)

**Arajjet:** Santo Domingo (April) Punta Cana (June)

**Icelandair:** Reykjavik, Iceland (October)

**SF Airlines (cargo charter):** China (September)

**Volaris Costa Rica:** San Jose, Costa Rica (July)



**191 Non-Stop Passenger Destinations**  
 (January 2026)



### New Year-Round Int'l Routes in 2025

**American Airlines:** South Caicos (March)

**Avianca:** San Jose, Costa Rica (March)

**Avianca:** Guatemala City, Guatemala (May)

**GOL:** Belém, Brazil (June)

**Volaris El Salvador:** San Jose, Costa Rica (July)

**Avianca:** Guayaquil, Ecuador (October)

**LATAM:** Buenos Aires, Argentina (December)

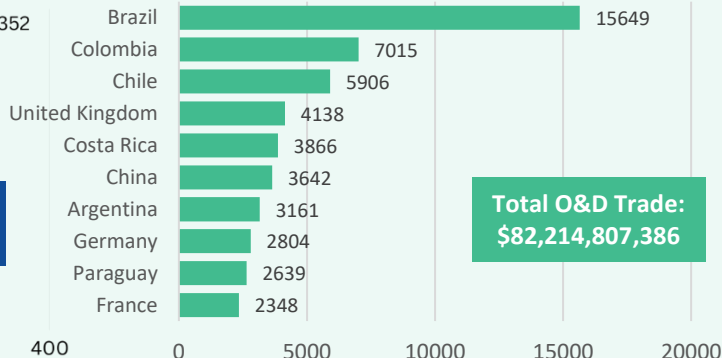
Learn more about  
 our destinations at  
[MIADiscover.com](http://MIADiscover.com)

## Top Trade Partners in 2024

**By Weight** (in thousands US Tons)

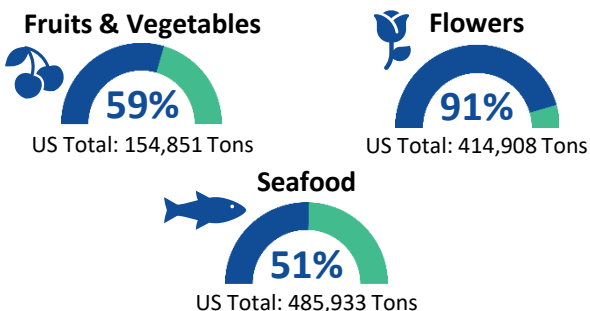


**By Value** (in millions US Dollars)



## Leading Airport in Perishables Imports

**MIA's market share** of US Perishables Imports:



## 115 Freighter Destinations (1<sup>st</sup> Quarter 2026)



**66%** of perishables entering the US are imported through MIA

For more detailed information visit:

[Cargo Service Development - Miami International Airport](#)

## Competitive Advantages (For more information, visit: [www.iflymia.com](http://www.iflymia.com))

### Passengers



#### Departing

Safe and efficient passenger processing with **eXpress Lanes**, **TSA Checkpoint 3-D Scanning & Biometric Facial Comparison**



#### Arriving

Enjoy seamless border entry and shorter wait times with **Global Entry** (fees apply), **Biometric Facial Comparison** and **Mobile Passport Control (MPC)**



#### Accessibility

Find dedicated services and information for passengers with disabilities with **myMIAccess**

### Cargo



#### Pharma Hub

First IATA designated **"Pharma Hub Airport"** in North America with a CEIV community committed to **safe and efficient** processing of high-value, temperature-sensitive pharmaceuticals



#### Foreign Trade Zone (FTZ)

The **MIA FTZ** is ideally suited for import/export, with the opportunity to reduce, defer or eliminate trade duties



#### Phytosanitary Treatment & Cold Chain Processing Facility

Future 340,000+ sq. ft. perishables facility serving both MIA and PortMiami.



#### MIA Cargo Facilities

**24** buildings  
**2.8 million** sq. ft. warehouse space  
**5.4 million** sq. ft. apron space  
**74** aircraft parking positions



#### Cargo Clearance Center

**Centralized CBP** functions for trade documentation processing



#### APHIS Facility

Our USDA Animal Import Center is part of the **Animal & Plant Health Inspection Service (APHIS)**. The facility receives pet birds and shipments of commercial birds. The facility is also part of the USDA's Plant Protection and Quarantine program focusing on pest management technologies and lab insect testing.